


What should you do with any leftover doxycycline and water mixture remaining in the first bowl?

Throw it away if your child weighs 51 pounds or more (or is 6 years or older). You do NOT have enough left over to make another dose.

Keep it if your child weighs 50 pounds or less (or is 5 years or younger). You will have enough left over to make another dose.

- **Store** the **doxycycline and water mixture** in a covered bowl or cup at room temperature (between 68–77°F or 20–25°C) for up to 24 hours.
- **Write** the date, time and container contents on a label.
- **Keep** the mixture in a safe place, out of the reach of children or pets.
- **Throw away** any unused mixture after 24 hours and make a new doxycycline and water mixture for the next dose.



What should you know about side effects?

- Do not take doxycycline if you are allergic to an ingredient in doxycycline hyclate or any tetracycline antibiotics.
- Get emergency help if you have any signs of an allergic reaction, including hives, difficulty breathing or swelling of your face, lips, tongue or throat.
- Doxycycline may cause diarrhea, skin reaction to the sun, loss of appetite, nausea and vomiting. Refer to “Anthrax Emergency: How to Take Doxycycline to Prevent Anthrax” instructions for more information on possible side effects.
- Report any reaction to doxycycline to MedWatch at www.fda.gov/medwatch or 1-800-FDA-1088.



In an Emergency: How to Prepare Doxycycline Hyclate for Children and Adults Who Cannot Swallow Pills

During a public health emergency, you might need to prepare emergency doses of doxycycline for children and adults who cannot swallow pills. This pamphlet shows you how to mix doxycycline hyclate 100 mg tablets with food or drink.

Follow the instructions below to prepare and give your child the **right amount** of medicine **every 12 hours** (once in the morning and once at night) **each day**, as long as directed. Use the same directions for adults who cannot swallow pills.



Get the supplies you need.

You will need these items to make doses of doxycycline for children and adults who cannot swallow pills:

- 1 doxycycline hyclate **tablet** (100 mg)
- 1 metal teaspoon
- 1 oral syringe or medicine spoon (if available)
- 2 small bowls
- small amount of drinking water (4 teaspoons or 20 mL)
- 1 of these foods or drinks to make the crushed doxycycline taste better*:
 - milk, including breast milk and formula for infants
 - chocolate milk
 - chocolate pudding
 - apple juice mixed with 2 to 4 teaspoons of sugar



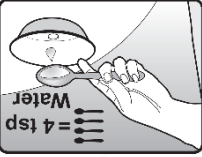
*Doxycycline works just as well whether you take it with or without food or milk.

A [supplemental video](#) of these instructions is available by searching “doxycycline crushing instructions” on www.cdc.gov



B Soak the tablet in water and crush it.

- Put 1 doxycycline hyclate tablet in a small bowl.
 - Add 4 teaspoons (20 mL) of water to the same bowl.
 - Let the tablet **soak** in the water for at least **10 minutes** to soften it.
 - Crush** the tablet with the back of the metal spoon until you can't see any pieces of the tablet in the water.
 - Stir the tablet and water to mix it well.
- You have now made the doxycycline and water mixture.



C Measure the right amount of doxycycline.

- Find your child's weight** on the chart below. *Weight is better, but if you don't know how much your child weighs, find your child's age on the chart.*
- Follow the row of your child's weight or age across to the column **"Amount of Doxycycline & Water Mixture to Measure."**

Weight	Age	Amount of Doxycycline & Water Mixture to Measure*
12 pounds or less	Less than 1 month	½ teaspoon (2.5 mL)
13 to 25 pounds	1 to 11 months	1 teaspoon (5 mL)
26 to 50 pounds	1 to 5 years	2 teaspoons (10 mL)
51 to 75 pounds	6 to 8 years	3 teaspoons (15 mL)
76 pounds or more (Adult Dose)	9 years or older	4 teaspoons (20 mL)

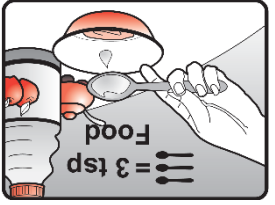
*Weight-range dosing based on 2.2 mg/kg derived dose calculation.

- Measure** the amount of doxycycline and water mixture for your child's weight or age from the first bowl. *For a ½ teaspoon dose, fill the teaspoon halfway or use an oral syringe (if available). It is better to give a little more of the medicine than not enough.*
- Place this amount into the **second bowl**. *For children weighing 76 pounds or more and adults who cannot swallow pills, use all of the doxycycline and water mixture in the first bowl (4 teaspoons); the entire contents of the first bowl makes one dose that should be mixed with food or drink.*



D Mix the dose with food or drink.

- Mix the **dose** (measured amount of doxycycline and water mixture) in the second bowl with **3 teaspoons** of the following:
 - Milk, including breast milk and formula for infants
 - Chocolate milk
 - Chocolate pudding
 - Apple juice mixed with 2 to 4 teaspoons of sugar



- You now have one dose, mixed with food or drink.
- Stir well before giving it to your child.

Give the dose.



- Give your child **all** of the doxycycline, water and food mixture from the second bowl. Make sure your child swallows all of it. This is one dose.
- Do this once **every 12 hours** (once in the morning AND once at night) **each day** for as long as directed.

